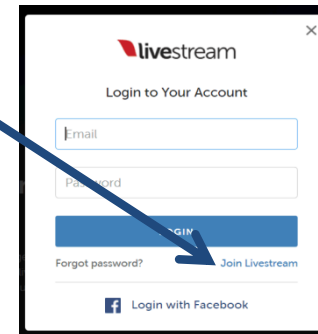
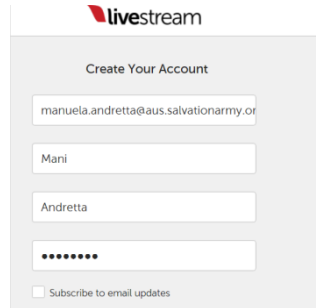
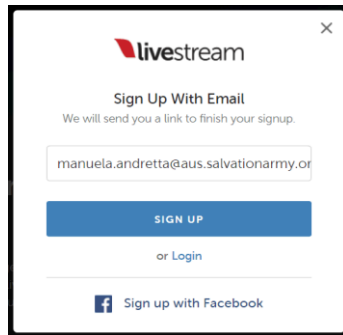
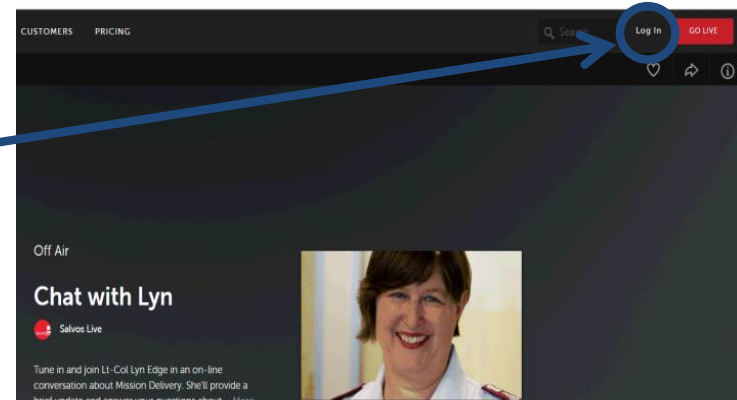


Chat with Lyn – setting up a Livestream account

- 1 Go to <https://livestream.com/salvoslive/chatwithlyn> using Google Chrome
- 2 Click the “Log in” button on the top right hand corner.
- 3 A new window will appear on it you will need to click “Join Livestream” to create a Livestream account.
- 4 Create a Live stream account. You will receive an email to confirm your account.



- 5 Open the email via Lotus Notes and click the link to “Activate My Account”.
- 6 You’re all set-up and ready to go! To view the next ‘Chat with Lyn’ simply use the email address and password you used to create your account when it’s time to log in.

